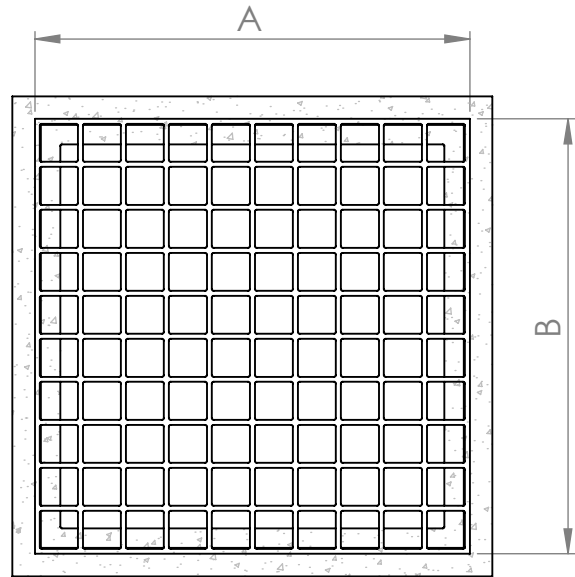
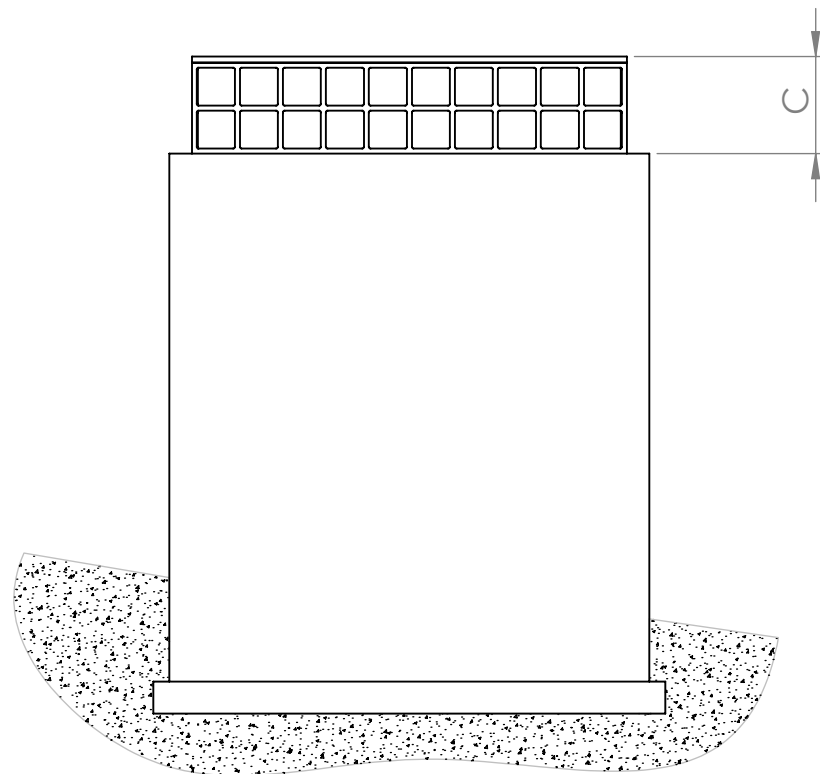
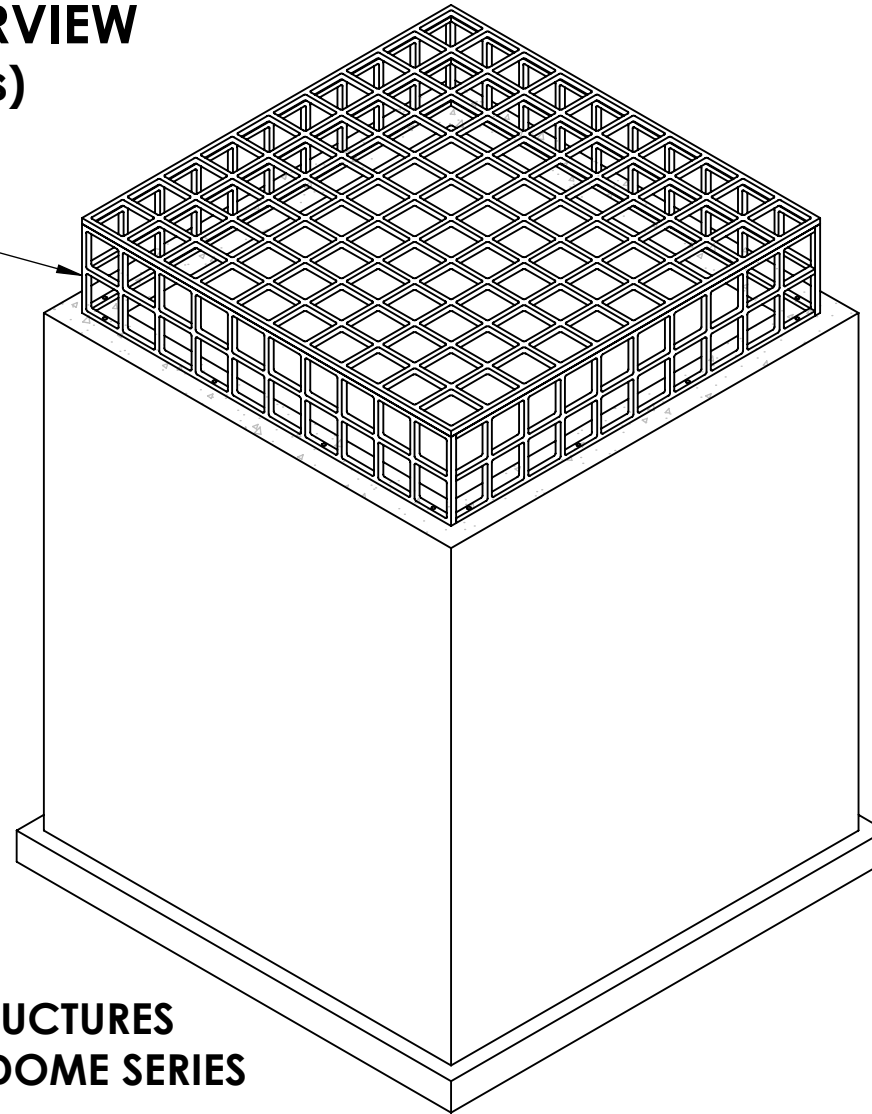




FLAT SERIES TOP MOUNT OVERVIEW (Box Structures)



2 GRID HIGH
(STANDARD)



**FOR TOP MOUNTING ON STRUCTURES
GREATER THAN 4' X 4' I.D., SEE DOME SERIES**

SIZE TABLE									
WIDTH 'A'	11-3/8"	16-3/4"	22-1/8"	27-1/2"	32-7/8"	38-1/4"	43-5/8"	49"	54-3/8"
LENGTH 'B'	11-3/8"	16-3/4"	22-1/8"	27-1/2"	32-7/8"	38-1/4"	43-5/8"	49"	54-3/8"
HEIGHT 'C'	12-7/8"	2 GRID HIGH (STANDARD)							
	7-1/2"	1 GRID HIGH (ALSO AVAILABLE)							



238 McGhee Rd
Winchester, VA 22603
phone: 540-722-3292
www.stormrax.com

PART INFORMATION

NAME: Flat Series
Top Mount Overview
(Box Structures)

MATERIAL: Structural HDPE with fiberglass fill

MOUNTING HARDWARE

ANCHORS: 3/8" X 3" Zinc wedge anchors with nuts and washers

AVAILABLE OPTIONS

ANTI-VORTEX PLATE

MATERIAL: 1/2" HDPE

ACCESS DOOR

ADDITIONAL SIZES AVAILABLE

ADDITIONAL INFORMATION

Made in USA

*Max. opening size:
4-3/4" x 4-3/4"

DATE: 02/20/2024 REV. #10

DRAWN BY: MJM

PROPRIETARY AND CONFIDENTIAL
THE INFORMATION CONTAINED IN THIS DRAWING IS THE SOLE PROPERTY OF PLASTIC SOLUTIONS, INC. ANY REPRODUCTION IN PART OR AS A WHOLE WITHOUT WRITTEN PERMISSION BY PLASTIC SOLUTIONS, INC. IS PROHIBITED.

CONCRETE STRUCTURE DIMS (IN.)			STORMRAX FLAT DIMS (IN.)			Customer:	Date:
I.D. width:	I.D. length:	Wall thickness (Req'd):	Width A:	Length B:	Height C:	Project:	By: